



- COURSES
- Occlusion
 - Full Mouth Rehab
 - Aesthetics
 - Creative Pathways
 - TMD
 - Team Training
 - Sleep

Inspiring Dental Education

JOIN THE MOVEMENT

CLINICAL MASTERY

SERIES

Visit us online with New 2021 Dates!
www.clinicalmastery.com



JOHN NOSTI, DMD, FICOI, FAGD, FACE
NADA ALBATISH, DDS
JASON OLITSKY, DMD, AAACD
LEE GARY, DMD

ULTIMATE OCCLUSION SERIES

Mastering Functional Dentistry: **Ultimate Occlusion Level 1**

This two day hands-on course is designed to be the most practical application of occlusion philosophies for every day dentistry, as well as cosmetic restorative cases. This scientifically based program is designed to enable practitioners to incorporate occlusal stability in their single tooth, quadrant and more complex dentistry. This program is segmented into specific steps to follow during the process of evaluating a patient, formulating a treatment plan, and determining the specific procedural approach. Eliminate common failures by learning the following:

- Diagnostic chairside red flags to avoid failures and poor treatment choices
- Understand what determines occlusion, and when and why occlusal changes are required
- When to order additional diagnostics to determine appropriate treatment protocols
- When, why and how to deprogram patients to set up appropriate records
- Preparation design for functional and cosmetic cases, including veneers
- Ideal material selection, and cementation options for specific cases
- Principles and techniques for successful equilibration
- Understand TMD Classification.
- Successfully communicate occlusal disease to your patients
- Determine the cause of "wear" including attrition, erosion, and the cause of each.
- Understand Function vs Parafunction
- Hands-on diagnostics and record taking: CR recording, Facebow, MAP Study Model Analysis

Dates: January 22nd & 23rd, 2021 – Scottsdale, AZ
February 19th & 20th, 2021 – Ft Lauderdale, FL
May 21st & 22nd, 2021 – Chicago, IL
October 1st & 2nd, 2021 – Dallas, TX

CE Credit Hours: 16

Tuition: \$2500 per doctor, \$695 per staff member*

Mastering Complex Cases: **Ultimate Occlusion Level 2**

This 2 day, hands-on course will provide you with a step-by-step approach to allow you to incorporate predictable Full Mouth Rehabilitations into your practice. Diagnostics, treatment planning, and case execution are all covered in a step-by-step manner. This isn't a teaser course, this is designed to deliver more confidence Monday morning. What you'll learn:

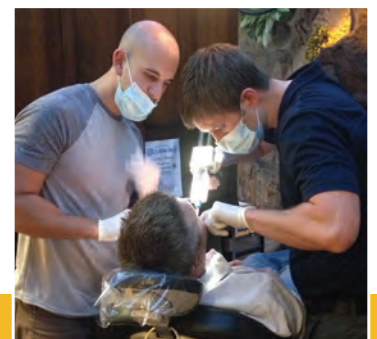
- Learn how TMJ's play a role in planning complex reconstructions
- How to determine if, when and how changes need to be made to VDO
- Step-by-step how to prepare a full mouth rehab at increased VDO
- How to interpret cutting-edge computer aided diagnostics and understand when, why and how to use them
- Learn aesthetic full mouth treatment planning, when orthodontics are needed, etc.
- Advanced case presentation skills to enroll your patients into treatment
- Advanced electronic diagnostics and case finishing to ensure longevity on your cases
- Contingency plans to keep your patients in your re-care schedule even if they cannot afford treatment right now
- Hands on Anterior and Premolar Preparation Design for cosmetic and rehabilitation cases.
- Learn how to use fixed splints and how they are more predictable in testing Vertical Dimension
- When and why to use "night guards" and which is best.
- and More!!

Dates: March 26th & 27th, 2021 – Scottsdale, AZ
August 13th & 14th, 2021 – Philadelphia, PA

CE Credit Hours: 16

Pre-requisite: Mastering
Functional Dentistry: UO1

Tuition: \$3495 per doctor



Space is limited! Call Today 480-489-5551 or visit
us online at www.clinicalmastery.com

Advanced Treatment Planning: Ultimate Occlusion Level 3

This HANDS-ON experience allows you to learn strategies for effective treatment planning on a variety of restorative cases. With more than eight cases you will learn a predictable system for treatment planning even the most complicated case. This interactive experience will give you the support of our mentors while we provide a rationale and great discussion that will put philosophy into practice. Think LIVE case treatment planning on complex situations in a small, private group atmosphere. We provide practical hands-on support of a treatment planning and case presentation process. Full Mouth Rehabilitation, aesthetically driven cases, complex reconstruction, and severe wear will be examples of cases that you will achieve confidence in your treatment decisions, all while collaborating with the wet-fingered masters in practical, restorative dentistry.

You will treatment plan and learn the following:

- System for treatment planning every case that will save you time and create possibilities
- Necessary laboratory records required for complex treatment planning
- Aesthetic smile design
- Changing vertical dimension
- Managing arch length discrepancies
- Anterior implant considerations
- Enhanced laboratory communication
- Staging a complex case at an increased vertical dimension
- Learn how to execute the perfect new patient interview.
- CDT Coding of the aesthetic reconstruction from diagnostics to case finishing
- Learn how to effectively communicate with patients
- How to get the "yes" when selling big cases

Dates: April 23rd & 24th, 2021—Charlotte, NC
September 17th & 18th, 2021—Denver, CO

CE Credit Hours: 16 Units

Tuition: \$2995 per doctor



JOHN NOSTI, DMD, FICOI, FAGD, FACE
NADA ALBATISH, DDS
JENN JANICKI



Mastering Full Mouth Reconstruction: Ultimate Occlusion Level 4

There is no other complex restorative education course like Ultimate Occlusion Level 4 in dentistry today!

Level 4 is the apex of restorative education. This informative 2 day program will advance the clinician who wants to take their prosthetic skills to the next level. Treatment planning, sequencing, and occlusal finishing of fully edentulous patients from removable prosthetics into fixed restorations with implants are discussed in detail. Understand the ideal location and sequence for staging implant cases. All clinicians who want to master fully implant retained fixed restorations must start with the understanding of conventional removable prosthetics. The "Smile Design Denture" process isn't the old school dentures you learned in dental school! This process will change how you see removable patients in your practice. Understand the prosthetic rationale behind the All on XYZ prosthetics and the step by step records appointments necessary for success.

- Identify High Risk Patients who put your dentistry at risk for failure
- Advanced Occlusal Concepts and record taking (hands on)
- Smile design denture process (hand on)
- Treatment plan the maxillary and mandibular edentulous arches for implant retained prosthetics
- Understand the classification and treatment rationale for implant supported and retained removable and fixed prosthetics
- Rationale for designing the occlusion and case finishing on implant retained removable and fixed prosthetics. Including arches with natural and implant prosthetics.
- How to correctly communicate with the lab the occlusal design on implant prosthetics.
- All on XYZ treatment (hands on)

Dates: June 25th & 26th, 2021—Englewood Cliffs, NJ
November 12th & 13th, 2021—Scottsdale, AZ

CE Credit Hours: 16 Units

Tuition: \$3495 per doctor



JOHN NOSTI, DMD, FICOI, FAGD, FACE

AESTHETICS

Anterior Aesthetics 1: LIVE IN THE OP

Experience a live patient, in-the-op program with Dr. Jason Olitsky, an AACD Accredited Member and premier cosmetic dentist in smile design and transformations utilizing state-of-the-art materials. Dr. Olitsky gives presentations filled with high impact video and captivating images as he reenforces the importance of making emotional connections with our patients throughout the smile design process.

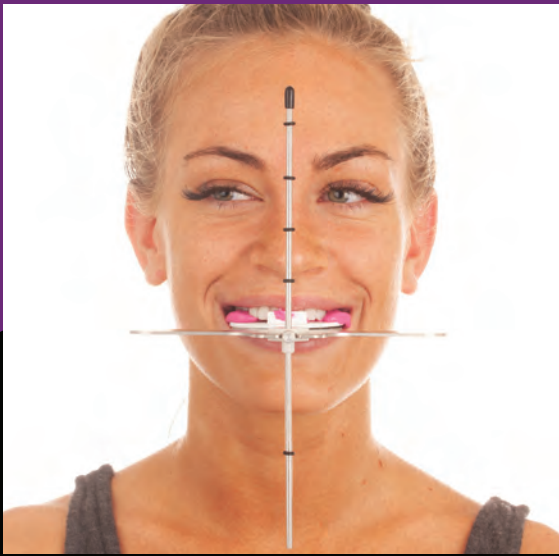


SPACE IS LIMITED!!

Call to reserve your seat today at
480-489-5551 or email pete@clinicalmastery.com



2 DAY EVENT!



IN THIS JAM-PACKED 2 DAY EVENT, YOU WILL:

- Observe and discuss a live 8 to 10 unit anterior case from planning to preparation and provisionalization
- Observe and discuss a live 8 to 10 unit anterior bonded cementation from removing temporaries to case finishing
- Learn efficient clinical systems to reduce chair time and treatment costs while improving patient satisfaction
- Learn conservative prep design and material selection to achieve outstanding results
- Experience stress-free bonded cementation and case finishing that will increase longevity and eliminate failures
- Understand the psychology of marketing and case presentation for the aesthetically focused patient
- Review in detail key principles of smile design to communicate with the patient and dental team
- Understand the role of face bows, bite records and mock-ups in controlling case outcomes
- Be introduced to concepts of Digital Smile Design



COURSE INSTRUCTOR Jason Olitsky, DMD, AAACD

March 5th & 6th, 2021 Ponte Vedra Beach, FL
October 22nd & 23rd, 2021 Ponte Vedra Beach, FL

Anterior Aesthetics Live
Tuition: \$3995*, \$695 per staff member*
CE Credit Hours: 16 Units



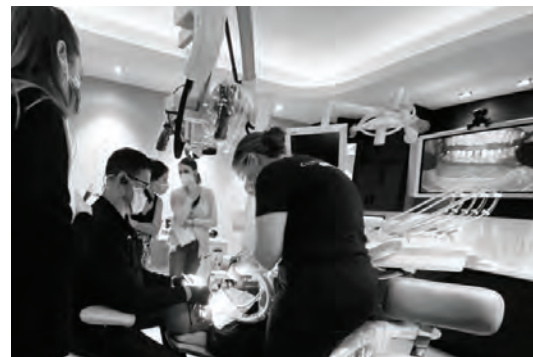


IN THE OP FULL MOUTH REHABILITATION DEMONSTRATION PROGRAM

The Goal: This 2 weekend, 4 day demonstration and lecture program allows attendees to experience side by side learning with Dr. John Nosti, as he diagnoses, treatment plans, prepares, provisionalizes, and cements a Full Mouth Rehabilitation. Participants will have the opportunity to work in a small group atmosphere to absorb the particulars of the thought process, treatment steps and patient management of complex cases. Two full days of lecture, with hands-on segments, case treatment planning and clinical observation.

Learning Objectives:

- Learn a predictable system for screening complex cases for joint, tissue, occlusal and aesthetic concerns
- Observe and practice bite records necessary for completing a full mouth rehabilitation
- Understand how to sequence the preparation and temporization phase of a full mouth rehabilitation
- Observe a step-by-step process of predictable cementation
- Learn two different styles of provisionalization that achieve temporaries that will last
- Practice and learn the camera settings and techniques for great intra-oral photos
- Master a facebow and stick bite record while understanding their value to the result of the restorative case
- Improve lab communication with submitting exactly what's necessary
- Participate in case planning workshops and skills testing
- Develop a patient protocol for rehabilitations from case presentation to post cementation



COURSE INSTRUCTOR

John Nosti, DMD, FICOI, FAGD, FACE

Dates:

Prep: April 9 -10, 2021 – Englewood Cliffs, NJ
&

Seat: May 14 -15, 2021– Englewood Cliffs, NJ

Tuition: \$6995 per attendee*, \$995 per staff member*

CE Credit Hours: 32 Units

Space is limited! Don't wait to enroll, this course will sell out fast.

AESTHETICS

Anterior Aesthetics 2: CREATIVE PATHWAYS



Come learn from Dr. Jason Olitsky, an AACD Accredited Member and premier cosmetic dentist in smile design how to incorporate video and photography into your practice. From Smile Design to Virtual Consults let us show you how to capture the most out of Keynote, Photoshop, Lightroom, and Final Cut Pro.

DURING THIS COURSE YOU WILL LEARN:

- How to recognize 7 key principles of smile design and implement these design concepts through key note using constrained, unconstrained vectors and photography.
- How to identify the nuances of camera settings and post-processing for both inside a studio and on
- How to identify the nuances of camera settings and post-processing for both inside a studio and on locations to develop the participants style.
- Tips and tricks to manually controlling your camera in studio and natural light situations for both still photography and video.
- Learn to construct new digital social marketing products through the utilization of Photoshop, Lightroom, and Final Cut.



EQUIPMENT REQUIREMENTS:

- DSLR camera
- iPhone
- Laptop with Keynote
- Adobe Lightroom
- Final Cut Pro X
- DSD Photo
- Virtual Consult photo
- Adobe Photoshop (optional)

COURSE INSTRUCTOR

Jason Olitsky, D MD, AAACD

April 30 - May 1, 2021 – Ponte Vedra Beach, FL
November 19 - 20, 2021 – Ponte Vedra Beach, FL

Anterior Aesthetics Live

Tuition: \$3500

CE Credit Hours: 16 Units





TEAM TRAINING WORKSHOP

While excellent clinical skills are a necessary requirement to advance to the next level, communication with your patients is a vital component. Ensure your success by enrolling you and your key team members into Team Training Workshop!

WHAT YOU WILL LEARN:

- Create alignment on your team from occlusion education to implementation.
- Review occlusion principles fundamental to your team including what is occlusion and how it influences everyday practices – what is the difference between wear types and what's the cause, why we deprogram and how and more.
- Hands on instructions on taking records and more!
- Speak in a language that patients will understand.
- Tap into what motivates your patients to accept treatment; from quadrants to full mouth cases.
- Train your hygiene and clinical team in co-diagnosis and harness the power of suggestion!
- Implement a 5-star new patient experience.
- Influence your patients through case presentation and diagnosis.
- How to create demand for specific services.
- Workshop winning marketing strategies based on your demographics
- Learn from a leading edge expert on what works in new patient generation and why one approach does not fit all.



COURSE DIRECTOR



Jenn Janicki



Lee Gary, DMD

DATES:

February 26-27, 2021—Dallas, TX
June 11-12, 2021—Nashville, TN

CE Credit Hours: 14

Tuition: \$1295 per doctor*
\$695 per team member





TEMPOROMANDIBULAR (TMD) JOINT DISORDER WORKSHOP

Oral-facial pain and TMD remain one of the most confusing topics in dentistry today. Adding to this problem are the discrepancies in diagnostic and treatment methods among the different educational groups. Join Dr.'s John Nosti and Eric Farmer for this two-day hands-on lecture with a full day dedicated to both diagnosis and treatment. A systematic approach that will give you the confidence to start treating patients Monday morning. This hands-on program will increase your confidence in diagnosis and treatment options and therapies of specific TMD-related conditions.

LEARNING OBJECTIVES:

- Diagnostic modalities for joint disorders
- Understand why some clicks hurt and some do not
- Classify patients by both pain categories and restorative needs
- Rationales for splint designs
- Understand what splint to use and where
- Understand anatomy and physiology of the Temporomandibular Joint and muscles of mastication
- How to identify and treat Trigger Points.
- Modalities used to enhance your treatment protocol
- Common neuropathic pain disorders
- Hierarchy of pain

Dates: March 5-6, 2021– Alexandria, VA

CE Credit Hours: 16

Tuition: \$3995 per doctor*

COURSE INSTRUCTORS:



JOHN NOSTI, DMD, FICOI, FAGD, FACE
ERIC FARMER, DDS



SLEEP DENTISTRY AND OSA TREATMENT COURSE

It's estimated that 1 in 15 Americans is suffering from OSA (obstructive sleep apnea). Chances are you are seeing more of these patients in your practice than you realize. Join us for a two-day course where you will learn how to integrate sleep dentistry and the treatment of OSA into your practice.

By the end of this course not only will we have gone through the steps of successfully integrating sleep dentistry into your practice but you will be able to:

- Screen patients suffering with OSA
- Avoid common failures and aesthetic compromises in your final restorative phase
- Collaborate with MD's to plan and develop treatment options for your patients
- Speak in a language that patients will understand.
- Integrate different and advanced therapies for OSA including the Meridian PM Appliance
- Market Sleep Dentistry and OSA solutions to your patients
- Increase profitability and practice production

Dr. Patel attended the University of Birmingham Dental School in England before moving to the United States where she attended the University of Pennsylvania Dental School at which she obtained her doctorate of Dental Medicine. Dr. Patel maintains a private practice in Abington, PA.

She believes education is the most important factor in providing excellent care. Dr. Patel has pursued her commitment to learning. She has completed many post-graduate hours of training accumulating over 700 hours of continuing education in occlusion, cosmetic dentistry, prosthetics, full mouth rehabilitation, implant surgery, sleep apnea and practice management.



COURSE INSTRUCTOR
Mona Patel, DMD

Tuition: \$1995 per attendee
CE Credit Hours: 16 units

Dates:
June 25-26, 2021 – Houston, TX

Clinical Mastery is generously supported by unrestricted educational grants from:



Approved PACE Program Provider FAGD/MAGD Credit Approval does not imply acceptance by a state or provincial board of dentistry or AGD endorsement. 1/1/2017 to 12/31/2018. Provider ID# 208126

*Any course balances must be paid in full 1 month before course date. No refunds will be given within 30 days of the course date. Non refundable deposits may be rolled over once to a future course.

2021 COURSE SCHEDULE

	UO1	UO2	UO3	UO4	AA1	AA2	FMR	TEAM	TMD	SLEEP
January	22-23 Scottsdale, AZ									
February	19-20 Ft. Lauderdale, FL							26-27 Dallas, TX		
March		26-27 Scottsdale, AZ			5-6 Ponte Vedra Beach, FL				5-6 Alexandria, VA	
April			23-24 Charlotte, NC			30-May 1 Ponte Vedra Beach, FL	PREP 9-10 Englewood Cliffs, NJ			
May	21-22 Chicago, IL						SEAT 4-15 Englewood Cliffs, NJ			
June				25-26 Englewood Cliffs, NJ				11-12 Nashville, TN		25-26 Houston, TX
July										
August		13-14 Philadelphia, PA								
September			17-18 Denver, CO							
October	1-2 Dallas, TX				22-23 Ponte Vedra Beach, FL					
November				12-13 Scottsdale, AZ		19-20 Ponte Vedra Beach, FL				
December										



480-489-5551

www.clinicalmastery.com

CLINICAL MASTERY
ONLINE

CHECK OUT OUR ONLINE
LEARNING CENTER
<https://online.clinicalmastery.com>
LEARNING ON DEMAND